

ALFA TECH PRODUCT GUIDE

No.1 Hydraulic Expert, ALFA TECH

All product line up for the year 2016-2017



Core Value (T.A.P)

The T.A.P is our core value. We always try to keep this TAP on our mind. ALFA TECH promises you to supply accurate product based on trust. Also we try to do our best in order to offer professional solutions to your hydraulic equipment.

TRUST

We think the most important value is collaboration based on Trust.

T
TRUST

PROFESSIONAL

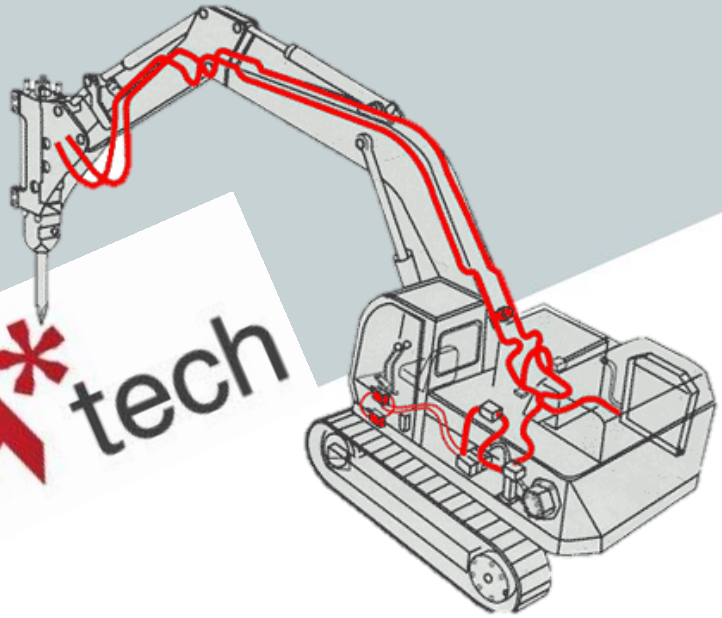
We know hydraulics. So we are not only selling the product but also offering hydraulic total solutions.

P
PROFESSIONAL

ACCURATE

We try to do our best in order to supplying accurate product upon customer's need.

A
ACCURATE



ALFA*tech

CONTENTS

- 01** Track Drive Motors
- 02** Slewing Motors
- 03** Main Pumps
- 04** Piston Motors
- 05** Radial Piston Motors
- 06** Hydrostatic Transmission
- 07** Pump & Motor Parts

01 Track Drive Motors

No.1 track drive motors in Korea
#Travel Motor #Final Drive

1. JMV Series

2. JT Series



JMV TRACK MOTORS

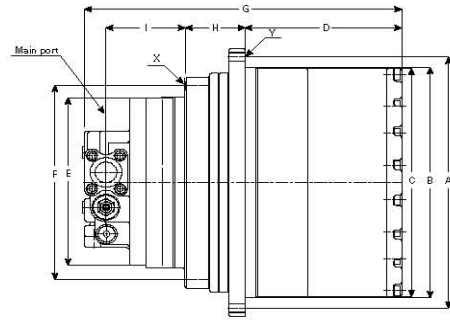
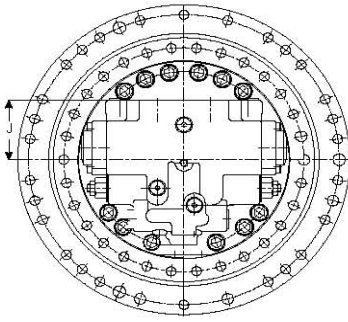
ALFA TECH JMV track drive motors are compact with integrated reduction gear and multi-functioning valves. Advanced technology helps reducing power loss and ensure smooth start & stop. Also we improve overall mechanical efficiency for the best operation.

	ALFA-JMV	Kawasaki	Kayaba	Nabtesco	Doosan
1.5 Ton	JMF-016	NA	MAG-18V	NA	NA
3 ton	JMV-016	NA	MAG-33V	GM04VA	NA
5 ton	JMV-044/22	DNB 08D	MAG-50V	GM06VA	TM07VA
7 ton	JMV-047/27	NA	NA	GM10VA	TM09VA
8 ton	JMV-053/31	NA	NA	GM10VA	TM09VA
11 ton	JMV-067/41	NA	MAG-85VP	GM21VA	TM10VD
14 ton	JMV-076/45	DNB 15B	MAG-85VP	GM21VA	TM18VC
22 ton	JMV-147/95	DNB 15B	MAG-170VP	GM38VB	TM35VA
25 ton	JMV-168/102	NA	NA	GM38VB	TM40VC
29 ton	JMV-155/89	NA	MAG-230VP	GM60VA	TM50VC
33 ton	JMV-173/101	DNB 50D	NA	GM70VA	TM60VD
36 ton	JMV-185/114	DNB 50D	NA	GM70VA	TM70VC
45 ton	JMV-274/172	DNB 60D	NA	GM85VA	TM100VD

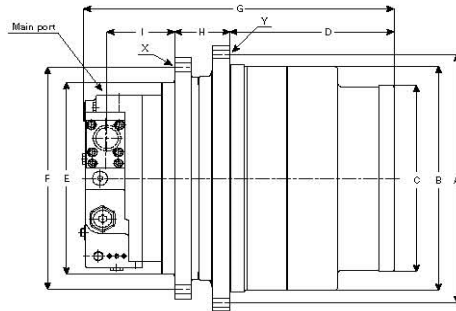
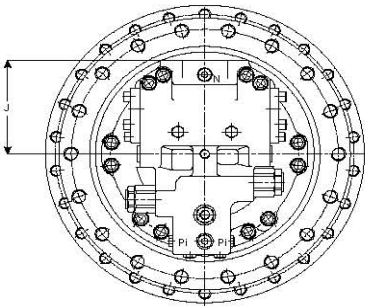
JMV TRACK MOTORS

Dimension

JMV016 ~147, 168



JMV155, 173, 185, 274



Unit: mm

Model	øA	øB	øC	D	øE	øF	G	H	I	J	X	Y	Main Port
016	180	160	154	99.5	150	170	214	40	58.5	39	10-M10	9-M10	2-G3/8 (2-PF3/8)
021	232	204	196	132	165	192	257.5	50	55.5	51	9-M12	10-M12	2-G1/2 (2-PF1/2)
023	232	204	196	132	165	192	257.5	50	55.5	51	9-M12	10-M12	2-G1/2 (2-PF1/2)
044	282	250	244	155	210	244	342	68	76	74	12-M14	12-M14	2-G1/2 (2-PF1/2)
047	300	265	244	148.5	210	250	351.5	80	74	74	12-M16	12-M14	2-G1/2 (2-PF1/2)
053	300	265	261	149	210	250	344	80	72	76	12-M16	12-M14	2-G1/2 (2-PF1/2)
067	364	324	320	204	225	320	400	83	88.5	74	16-M16	15-M16	2-1-1/16-12 UNF-2B
076	364	324	320	193	246	280	396.5	98.5	81	74	20-M16	21-M16	2-G3/4 (2-PF3/4)
118	340	300	367	220	194	389.5	201.5	21	123	64	30-M16	12-M12	ø25 Flange
120	340	300	367	220	194	389.5	201.5	21	123	64	30-M16	12-M12	ø25 Flange
137	340	300	367	220	194	389.5	201.5	21	123	64	30-M16	12-M12	ø25 Flange
147	440	402	400	250	300	340	515.5	98.5	123	90	30-M16	30-M16	ø25 Flange
168	440	402	400	250	300	340	515.5	98.5	123	90	30-M16	30-M16	2-G1 (2-PF1)
155	492	450	369	305	380	440	572.5	102.5	103	165	18-M24	26-M20	ø25 Flange
173	492	450	369	305	380	440	572.5	102.5	103	165	18-M24	26-M20	2-G1 (2-PF1)
185	490	450	369	295.5	380	425	572.5	112	103	165	26-M20	24-M20	ø25 Flange
274	605	556	472	326.5	420	460	651.5	130	134	156.5	24-M20	24-M22	ø32 Flange

JT TRACK MOTORS

Our JT Track motors are developed for replacing general items. You can feel our advanced technology at reasonable price. We recommend our JT series who are looking for replacement parts at proper value. Of course it is premised on high quality.

	ALFA-JT	Compatible with	Applicable Machines
1.5 Ton	JT02VN	NACHI PHV-120	Komatsu, Hitachi, Kobelco, IHI, Furukwa etc.
4 ton	JT04VJ	NABTESCO GM06VA	Kato, IHI, Mistubishi, Komatsu, Kobelco etc.
4 ton	JT04VK	KAYABA MAG-18	Yanmar, Hitachi, Kubota, Kobelco, Takeuchi etc.
5 ton	JT05VK	DOOSAN TM07VC	Doosan, Volvo, Hyundai, Halla etc.
8 ton	JT08VT	DOOSAN TM09VC	Doosan, Volvo, Hyundai, Halla etc
14 ton	JT14VT	DOOSAN TM18VC	Doosan, Volvo, Hyundai, Halla etc
14 ton	JT14VI	KAYABA MAG85	Takeuchi, Caterpillar, Sumitomo etc.

JT TRACK MOTORS

Specification

Model	Hydraulic Motor			Reduction Gear		
	Max Displacement	Output Speed	Max Pressure	Gear Ratio	Output torque	Speed
	cc/rev	rpm	Mpa	i	kgf-m	rpm
JT02VN	11.4	2677	21.6	36.96	147.6	72.4
JT04VJ	25.1	2390	24.5	68.55	685.0	34.9
JT04VK	33.8	1775	27.5	47.41	714.4	37.4
JT05VK	43.3	1207	27.5	53.71	1037	23.7
JT08VT	53.2	1503	29.4	45.60	1157	33
JT14VT	76.6	1174	34.3	54	2304	29.9
JT14VI	81.4	1516	34.3	54	2445	28

02 Slewing Motor

No.1 Slewing Motor in Korea
#Swing Motor #Rotating Motor

1. JMF Series



JMF SLEWING MOTORS

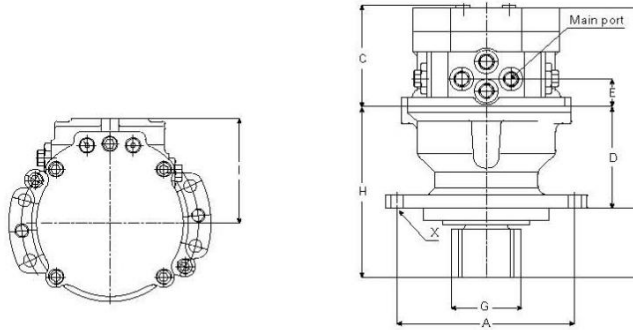
Our JMF series is fixed displacement axial piston motor for slewing applications. Integrated reduction gears and multi functioning valves can absorb pressure and shocks when the motor stops. This high technology make the machines work with high performance.

	ALFA-JMF	Kawasaki	Kayaba	Nabtesco	Hyest
3.5 Ton	JMF-023	NA	MSG-27P-16E	NA	SG10E
5~6 ton	JMF-033	M2X22-RG015	MSG-27P-23E	NA	SG015E
7 ton	JMF-043	NA	MSG-50P-21	CS04	SG025E
8 ton	JMF-053	M2X45-RG035	MSG-50P-21	CS05A	SG04E
13 ton	JMF-068	M2X63-RG06	NA	CS05A	SG04E
18 ton	JMF-118	NA	NA	CS09N	SG08E
22 ton	JMF-151	M5X130-RG10	NA	NA	SG08E
30 ton	JMF-195	M5X180-RG20	NA	NA	SG15E
36 ton	JMF-250	NA	NA	NA	SG20E

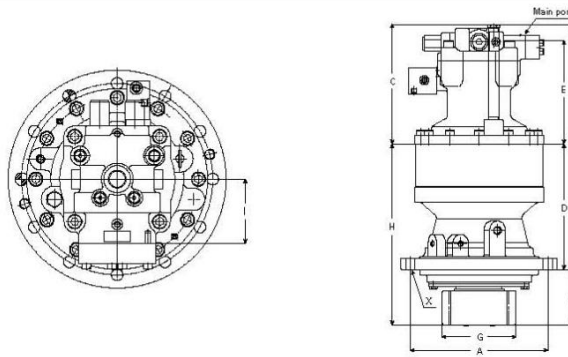
JMF SLEWING MOTORS

Dimension

JMF027



JMF029~250




Unit: mm

Model	øA	B	C	D	E	F	øG	H	I	X	Main Port
027	220	267	134.5	149	37	101	112	250	145	6-ø17	2-G3/8 (2-PF3/8)
029	275	405	210	194	184	98	112	292	72	7-ø17	2-G1/2 (2-PF1/2)
030	275	405	210	194	184	98	112	292	72	7-ø17	2-G1/2 (2-PF1/2)
032	275	405	210	194	184	98	112	292	72	7-ø17	2-G1/2 (2-PF1/2)
033	275	405	210	194	184	98	112	292	72	7-ø17	2-G1/2 (2-PF1/2)
036	275	402	208	194	178	98	112	292	72	7-ø17	2-G1/2 (2-PF1/2)
039	275	405	209	194	184	98	112	292	72	7-ø17	2-G1/2 (2-PF1/2)
043	275	399	205	194	178	106	120.8	300	72	7-ø17	2-G1/2 (2-PF1/2)
047	275	410.5	216.5	194	189.5	105	120.8	299	72	7-ø17	2-G1/2 (2-PF1/2)
053	275	410.5	216.5	199	189.5	106.2	117.8	305.2	72	7-ø17	2-G1/2 (2-PF1/2)
064	290	468	234	234	196	113	143	347	97	9-ø18	ø13 Flange
068	290	468	234	234	196	113	143	347	97	9-ø18	ø13 Flange
118	360	632	298	334	248	143	194	477	121	11-ø22	ø20 Flange
151	360	632	298	334	248	143	194	477	121	11-ø22	ø20 Flange
169	520	698	302	396	257	179	238	575	120	15-ø22	ø20 Flange
195	430	737	342	395	258	184	232	579	112	12-ø26	ø25 Flange
233	430	804	393	411	345	205	238	616	148	12-ø26	ø26 Flange
250	430	804	393	411	345	205	238	616	148	12-ø26	ø26 Flange

03 Main Pumps

ALFA's high quality pump
#Main pump #Hydraulic Pump

1. JPVB Series



JPVB MAIN PUMP

Our JPVB pump features back-to-back design with matured negative flow control. Also it provides high reliability and performance. From the OEM supply to A/S market, our pumps are famous for high quality product.

Item	Main Pump
Use	Main pump for Heavy equipment
Applicable machines	13 ~ 45 ton excavators, cranes, dozers etc.
Features	<ul style="list-style-type: none">- Swash-plate type axial piston pump (Single/Double)- High efficiency and reliability- Various sizes of optional gear pumps are attachable- Rotary & Seal kits also available

JPVB MAIN PUMP

Product Line



**Kawasaki Type
Single Pump**



**Kawasaki Type
Tandem Pump**



**Hitachi Type
Main Pump**



**Komatsu Type
Main Pump**



**Rexroth Type
Main Pump**




**Uchida Type
Main Pump**

04 Piston Motors

Best selling motor for multi purposes
#Winch motor #Crane piston motor

1. JMF series



JMF PISTON MOTORS

Our JMF series is fixed displacement axial piston motor for multi purposes. It is mainly used for special purpose cars such as cargo crane, aerial plat form, grass cutter etc. Its quality has been proved by various client for 24 years. It's simple, economic and powerful!

Item	Axial Piston Motor(Fix type)
Use	Multi purpose portable motor
Applicable machines	Construction, Agricultural and Industrial machinery
Features	<ul style="list-style-type: none"> - Axial swash type piston motor - Fixed displacement swash type - Light, small and highly durable - Using for harsh torque/pressure, rapid acceleration/deceleration - OEM supply to Soosan, Kanglim, Kia etc.


JMF PISTON MOTORS

Specification

Model	Displacement (cc/rev)	Pressure(kgf/cm ²)		Speed (rpm)	Weight(kg)
		Rated Pressure	Instantaneous Max Pressure (rpm)		
JMF-25	25.7	210	250	2,500	7.5
JMF-36	36	210	250	2,500	11
JMF-43	43	210	250	2,500	11
JMF-47	47	210	250	2,000	10

·
·
·
·


Total 22 kinds of motors available!



05 Radial Piston Motor

Popular motor used constantly
#Staffa motor

1. JRC Series
2. JRT Series

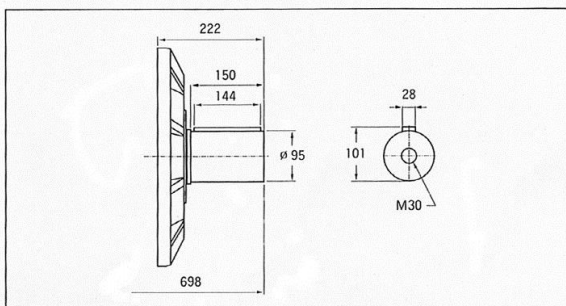


JRC RADIAL PISTON MOTOR

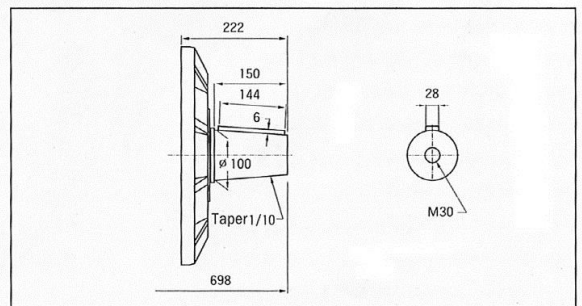
Our JRC is low speed & high torque radial piston motor. It is suitable to wide range of applications such as injection molding machines, marine machineries etc. It is high efficient and low noise hydraulic motor.

Item	Radial Piston Motor
Use	Wide range of applications
Applicable machines	Injection molding machines, construction, industrial, marine machineries
Features	<ul style="list-style-type: none"> - Low speed high-torque - Operating at a wide range of speed - High durability - 4 kinds of shaft available

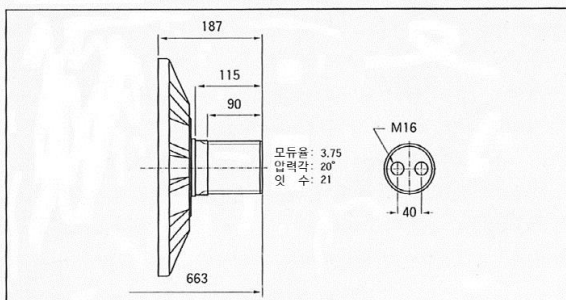
STRAIGHT SHAFT



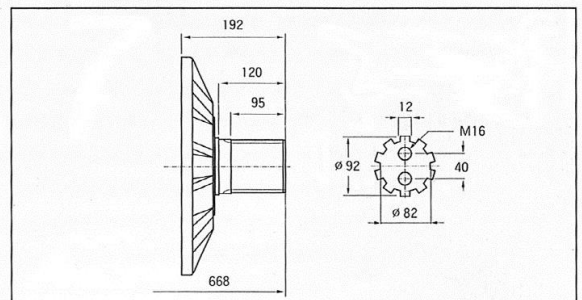
TAPER SHAFT



INVOLUTE SPLINE SHAFT(KS R2001)



SQUARE SPLINE SHAFT



JRC RADIAL PISTON MOTOR

Specification

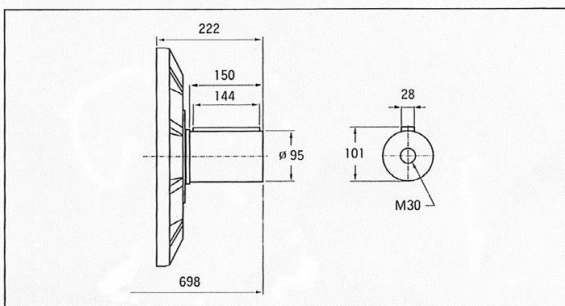
Model	Displacement (cc/rev)	Speed(rpm)		Torque (kgf · m)		Rated Output (kw)
		Rated Speed	Continuous Max Speed	Rated	Max	
JRC-200	201	360	600	47	62	17
JRC-400	403	230	400	97	115	23
JRC-500	499	290	500	155	184	46
JRC-650	654	276	457	201	239	57
JRC-750	748	260	400	233	277	62
JRC-1000	1005	240	360	313	372	77
JRC-1200	1206	230	330	369	439	87
JRC-1350	1357	215	315	417	496	92
JRC-1500	1507	200	300	463	551	95
JRC-2100	2099	180	260	645	767	119
JRC-3200	3203	140	205	982	1168	141
JRC-3500	3516	135	195	1076	1280	149
JRC-4500	4516	120	145	1382	1643	170
JRC-5000	5032	110	130	1534	1727	174
JRC-6600	6580	90	120	1979	2230	183

JRT RADIAL PISTON MOTOR

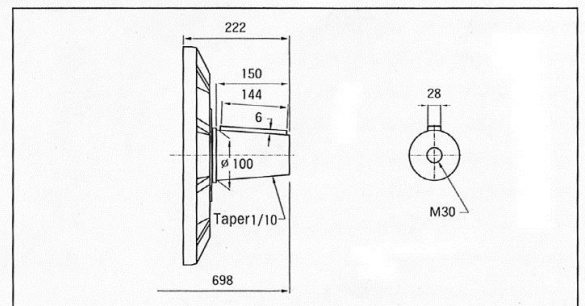
Our JRT is low speed & high torque radial piston motor. It is suitable to wide range of applications such as injection molding machines, marine machineries etc. It is high efficient and low noise hydraulic motor.

Item	Radial Piston Motor
Use	Wide range of applications
Applicable machines	Injection molding machines, construction, industrial, marine machineries
Features	<ul style="list-style-type: none"> - JRC motor + Pilot Valve - Low speed high-torque - Operating at a wide range of speed - High durability - 4 kinds of shaft available

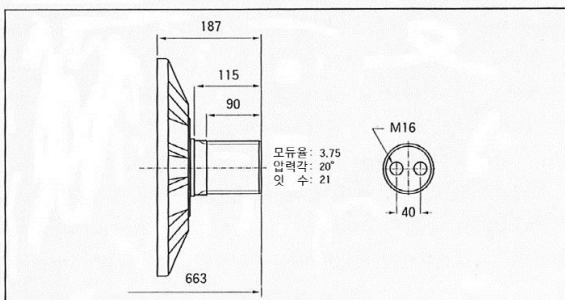
STRAIGHT SHAFT



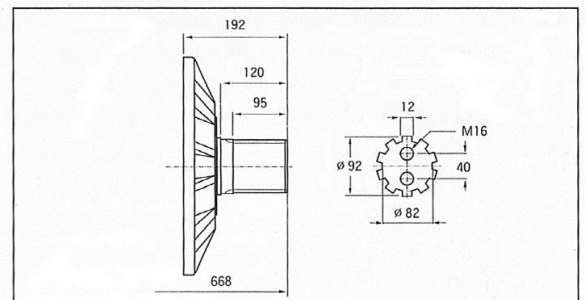
TAPER SHAFT



INVOLUTE SPLINE SHAFT(KS R2001)



SQUARE SPLINE SHAFT



JRT RADIAL PISTON MOTOR

Specification

Model	Displacement (cc/rev)		Speed(rpm)		Torque (kgf · m)	
	100%	50%	100%	50%	100%	50%
JRT-500	499	250	500	1000	155	78
JRT-750	748	374	400	800	233	116
JRT-1000	1005	502	360	720	313	156
JRT-1200	1206	603	330	660	369	184
JRT-1350	1357	678	315	630	417	208
JRT-1500	1507	753	300	600	463	231
JRT-2100	2099	1049	260	520	645	322
JRT-3200	3203	1601	205	410	982	491
JRT-3500	3516	1758	195	390	1076	538

06 Hydrostatic Transmission (HST)

HST exported to all the world wide
#Tractor HST

1. HPVMF Series



HYDROSTATIC TRANSMISSION

Our HST is power transfer unit composed of hydraulic pump and motor in single body. Pump displacement is varied with the swash plate degree. It is mainly used for agricultural machines such as tractors,

Item	Hydrostatic Transmission
Use	Hydraulic power transfer device
Applicable machines	Agricultural and Construction machines
Features	<ul style="list-style-type: none">- Composed of Hydraulic pump and motor in single body- Displacement is variable upon the swash plate degree- Forward, reverse and stop mode available with simple lever control- Easy use of transporting system

HYDROSTATIC TRANSMISSION


Specification

Model	Pump Displacement (cc/rev)	Motor Displacement (cc/rev)	Max. Input Speed(rpm)	Max. Output Speed(rpm)
HPVMF-16-L-01	0~16.4	16.34	3600	0~3600
HPVMF-16-L-02	0~16.4	16.4	3200	0~3200
HPVMF-23-L-01	0~23.3	23.3	3200	0~3200
HPVMF-23-L-02	0~23.7	23.7	3260	0~3260
HPVMF-37-L-01	0~37	37	3000	0~3000
HPVMF-37-L-02	0~37	37	3000	0~3000

Model	Max. Pressure (kgf/cm ²)	Max. Output Torque (kgf · m)	Charge Pump Displacement (cc/rev)	Weight (kg)
HPVMF-16-L-01	210~280	6.5	4.9	16
HPVMF-16-L-02	210~280	5.5	4.0	16
HPVMF-23-L-01	250~320	11.9	6.2	21
HPVMF-23-L-02	250~315	11.9	6.0	23
HPVMF-37-L-01	250~290	17	7.35	26
HPVMF-37-L-02	300~320	19	7.35	26

07 Pump & Motor Parts

ALFA's Advanced technology
#Rotary Kits #Shoe parts



Pump and Motor parts

It is our goal to supply the most complete line of products for your hydraulic needs. We have large inventory of new units, factory remanufactured and OEM parts. We specialize in sourcing the hard to find components that fit the foreign excavator.

Machine	Pump or Motor Maker	Series	Description
HYUNDAI	KAWASAKI	K3V	CYLINDER BLOCK
DOOSAN	KAYABA	MSF	PISTON SHOE
KOMATSU	LINDE	HPR	VALVE PLATE
CATERPILLAR	NACHI	PVD	SET PLATE
HITACHI	REXROTH	A8V	BALL GUIDE
JCB	DANFOSS	90P	SHAFT
LIEBHERR	NABTESCO	GM	SWASH PLATE
KUBOTA	UCHIDA	A8VO	SHOE PLATE
YANMAR	SUNDSTRAND	SPV	SEAL KIT
KOBELCO	KOMATSU	HPV	

·
·
·


**More than 2,000 kinds of parts available
(Please refer to parts list)**

Pump and Motor parts



Approved Exporter (FTA)


We are able to issue the Certificate of Origin as an Approved Exporter. Now we are qualified for three agreement (EU, CHINA, INDIA). But we will be suitable for other agreement soon. (2016. 03. 01)



KOREA-CHINA FTA



KOREA-EU FTA



KOREA-INDIA FTA

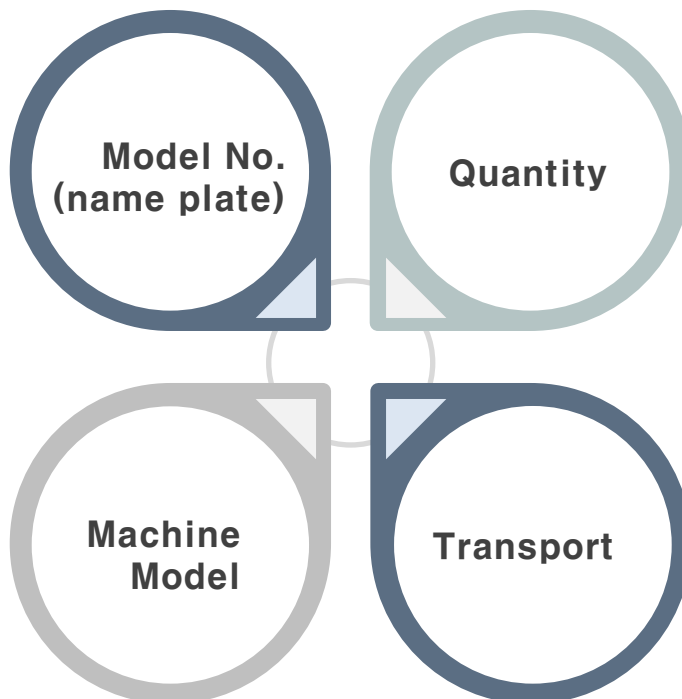


How to Order

Just give us call or e-mail to our sales team. They can assist you with the order/purchasing process as well as, if you have any questions or concerns.

The model number on the name plate is most important data for your inquiry.

We have different price levels on order quantity. So quantity is required to make orders.



In some case, the machine model is required in order to identify its parts.

If you want CIF price or door-to-door service, the way of transportation should be notified.

Shipping

Wondering if we can ship to you? We are able to ship worldwide. With more than 20 years experience, we can work with you to find the best way to ship to you based on your needs.



EMS (International Post)

International Express (DHL, FEDEX, UPS, TNT etc..)

Marine Transportation

Air Transportation

Multiple Transportation (ex) Sea + Train



Contact

ALFA*tech

2F Dong-Hyun B/D, 668, Gukhoe-daero,
Yeongdeungpo-gu, Seoul, Korea

Postal Code: 07247

Tel: +82-2-6672-3363

Fax: +82-2-6672-3362

E-mail: alfatech@alfa-tech.co.kr

Web: www.alfa-tech.co.kr